

SOUTHBANK CENTRE

Moomin 80 events

Tue 26 May – Sun 1 Jun

Access information and what to expect guide

We understand that some people like to know what to expect before going to a new experience, so here's a guide to the experience.

Contact information

If you need any further information, please feel to email

hello@southbankcentre.co.uk

Or you can call 020 3879 9555 (Monday – Friday, 10am – 5pm; Saturday & Sunday, 12 noon – 5pm).


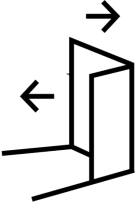


The Southbank Centre's Access webpage can be found [here](#) or by visiting southbankcentre.co.uk/visit/access


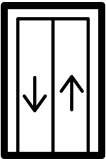

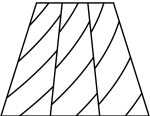

Contents







In this guide, you will find:

Key information	3
Arriving at the Southbank Centre	7
Step-by-step experience of the events	9
Taking care of yourself	12
Relaxed event	13
Moving around the space	14
Toilet and baby change facilities	15
After your visit	16

Key information

 <p>Timings</p>	<p>Event timings for <i>Moomin 80</i> events vary: many events are drop-in but <i>Make, Play, Dream</i> is a 60 minute experience from start to finish.</p>
 <p>Come and go</p>	<p>You are free to come and go as much as you need during the session. However, you do need to be part of the safety briefing. Please let a Southbank Centre Visitor Assistant know if you'd like to leave during the briefing and we can make sure you are caught up on what you missed.</p>
 <p>Sound</p>	<p>Music will be playing throughout your session. It will be low-level background music and it won't have any sudden changes.</p> <p>The playworkers will give you instructions verbally. Please make them aware if you don't understand any of the instructions. Questions are always welcome.</p> <p>Noise-cancelling headphones are available to be borrowed or you are welcome to bring and wear your own.</p>
 <p>Wheelchair accessible</p>	<p>This event is wheelchair accessible.</p> <p>Wheelchairs are available to borrow from the Southbank Centre (from the Royal Festival Hall Artists' Entrance)</p>

 <p>Step-free access</p>	<p>Step-free access is available to the Riverside Terrace outside Level 2 of the Royal Festival Hall, where the Moominhouse can be found.</p> <p>Click here to view the Southbank Centre's Access Map</p>
 <p>Lift</p>	<p>The External Lift by the Artists' Entrance, leading to Mandela Walk, is the best lift to use for access to the Riverside Terrace from Southbank Centre Square</p>
 <p>Rest Space</p>	<p>A Rest Space is available for audiences to make use of before, during or after the experience.</p> <p>This is a quieter space with room for you to sit or lie down.</p> <p>If you want to access the Rest Space speak to a Visitor Assistant on the day and they will guide you.</p>
 <p>Flooring</p>	<p>There are lots of different types of flooring in the installation, including the wooden pier, the concrete of the Riverside Terrace and the chiffon used to make the sea.</p>
 <p>Assistance dogs</p>	<p>Assistance dogs are welcome throughout the space.</p>

 <p>Captions</p>	<p>There is no live captioning for this experience.</p>
 <p>BSL</p>	<p>This experience is not BSL interpreted.</p>
 <p>Audio Description</p>	<p>This experience is not Audio Described</p>
 <p>Public event</p>	<p>As this is a public event there will be people using the space in different ways. This might mean there is talking, excited sounds and possible sudden noises or movement.</p>
 <p>Staff – Visitor Assistants</p>	<p>There will always be members of the Southbank Centre’s Visitor Experience team around to support visitors and answer any questions you might have.</p> <p>They are called Visitor assistants and they will be wearing black Southbank Centre branded t-shirts and yellow coloured lanyards.</p>
 <p>Touch</p>	<p>Everything in the installation can be touched. There are lots of different textures to explore.</p>



Reading and writing

There are bits of text around the Play Space.

You are welcome to use assistive devices in the space; however, the compatibility has not been checked within the spaces.

Southbank Centre Visitor Assistants will be present and happy to support visitors with reading.



Breastfeeding

Breastfeeding is welcome anywhere in our space.



Food and drink

No food is permitted in the space, unless needed for health reasons.

Sealed bottles or small cups of water are permitted in the space. There are multiple bars with tap water within the building.

Arriving at the Southbank Centre

You can find further information about travelling to the Southbank Centre here: southbankcentre.co.uk/visit/getting-here

The Moominhouse is located **on the Riverside Terrace outside on Level 2 of the Royal Festival Hall** at the Southbank Centre.

The most accessible way to arrive to the Moominhouse from Belvedere Road is via the rainbow staircase or the External Lift near the Artists' Entrance on Southbank Centre Square.

The External Lift is found to the right of the staircase. This access route is step-free.

You can view our site access map here: [Southbank Centre access map & floor plans](#)

There are buggy parks inside the Royal Festival Hall, please ask a Visitor Assistant to guide you. Items are left at your own risk.

Blue Badge parking

There are three Blue Badge parking spaces available for visitors. These are located on the Queen Elizabeth Hall Slip Road.

Spaces are allocated on a first-come, first-served basis, and use of them is free. You will need to display your Blue Badge as you enter the site. Vehicles that do not display a Blue Badge are refused entry.

Blue Badge holders and those with access requirements can also be dropped off on the Queen Elizabeth Hall Slip Road off Belvedere Road (the road between the Royal Festival Hall and the Hayward Gallery).

Alternative parking is available nearby at the National Theatre car park (330 metres away) and APCOA Cornwall Road Car Park (490 metres away).

[View a map of disabled parking locations](#)

Step-by-step experience of Moominhouse

We understand some people like to know what will happen ahead of coming to a new experience. This is a step-by-step guide.

If you'd rather keep it a surprise, skip to the next section on page 16.

1. Arriving at the entrance:

Morning

Workshops are run in the mornings. They are called ***Moomin 80: Play, Make, Dream.***

For these workshops you need a ticket; times and tickets can be found by following [this link](#). Tickets are free but must be booked in advance.

When you arrive you will be greeted by a Southbank Centre Visitor Assistant. You will be able to identify them as they will be wearing a Southbank Centre T-shirt and lanyard.

The Visitor Assistant will welcome you and check your tickets. You can ask them if you have any questions.

You may have to wait a short time before you can enter, while we wait for other visitors to leave the Moominhouse. If waiting is difficult for you, you can leave and come back once the space is open.

Afternoon

In the afternoons there are 45 minute sessions called ***Moomin 80: Open House.*** For these sessions you need a ticket; times and tickets can be found by following [this link](#). Tickets are free and can be booked on the day.

When you arrive you will be greeted by a Southbank Centre Visitor Assistant. You will be able to identify them as they will be wearing a Southbank Centre T-shirt and lanyard.

The Visitor Assistant will welcome you and check your tickets. You can ask them if you have any questions.

You may have to wait a short time before you can enter, while we wait for other visitors to leave the Moominhouse. If waiting is difficult for you, you can leave and come back once the space is open.

Evening

Between 6pm and 9pm the Moominhouse is open for anyone to explore. This is called ***Moomin 80: The Door Is Always Open***. No tickets are required for this experience. If the space is very busy you may be asked to wait before you can enter. More information can be found by following [this link](#).

2. Briefing

Woodland Tribe, who are curating the Moominhouse events, will give you an introduction to the space and a quick health and safety briefing before you get started. Woodland Tribe are experts in adventure play and children building and making things.

3. Workshop spaces

The workshops involve children and families making things to add to the installation or to take home. The workshops will be different each day but will involve cutting, sticking and making out of a variety of materials.

4. Free play

Woodland Tribe promote adventure play all over the UK and this art installation is also an adventure playground inspired by the Moomins. You are free to play in the space but please be mindful of others, respect the space and the artefacts made by children, Woodland Tribe and Afghan artist Nabil Amini.

5. Leaving the space

After your time has finished in the Moominhouse you will be asked to leave via the opposite side to which you entered.

Taking care of yourself

This experience is led by playworkers from Woodland Tribe who will guide you in the activities available.

However, it is up to you how you work and play in the space to make sure you keep yourself and your family group safe while playing.

We tell everyone these important rules before entering the Moominhouse:

1. Look after yourselves
2. Look after each other
3. Adults look after the children
4. Children look after the adults

We want you, and everyone using the space, to have the most fun they can. It's important to be aware of those around you as you're playing and making.

Relaxed event

Events that take place in the Moominhouse are Relaxed events.

This means that we have a relaxed approach to noise and movement in the space, and you are free to enter and exit within your time slot.

There is also a Rest Space available for audiences to make use of before, during, or after the experience. This is located a short distance away from Moominhouse via a short flight of stairs or a platform lift for wheelchair users.

It is also possible to borrow noise-cancelling headphones for adults or children.

Please ask a Visitor Assistant if you would like to make use of either of these resources.

Moving around the space

Step-free access is available to the Riverside Terrace, Level 2 of the Royal Festival Hall, which is where the Moominhouse is located.

There are two levels in the Moominhouse. The top level of the house is accessible via a short flight of stairs. If you feel comfortable accessing it, we can help. It is not wheelchair accessible.

There are platforms of different heights, a boat, a jetty and a boathouse that you can explore.

A Visitor Assistant or playworker will help to support your journey through the space if you need a clear route.

Toilet and baby change facilities

Toilet facilities

The closest toilets to the Moominhouse are located on the Green Side of the Royal Festival Hall, on Levels 1 and 2. If you need step-free access, please speak to a Southbank Centre Visitor Assistant'.

There is an accessible toilet and Changing Places toilet located on Level 1, opposite the JCB Glass Lift. To access it you need to use the Nelson Mandela lift and make your way across the Southbank Centre Square to the Southbank Centre Square Doors. A Visitor Assistant can guide you.

The Changing Places toilet requires a radar key. If you require a radar key please speak to one of the Visitor Assistants or there is one at the Welcome Desk, which is located on Level 2 of the Royal Festival Hall.

The Changing Places toilet facility includes a height-adjustable bench, tracking hoist system, a centrally-placed toilet, a height-adjustable basin and a shower.

For health and safety reasons we do not provide slings. Visitors are asked to bring their own which should be compatible with the loop system. The maximum weight for the hoist and the height adjustable bench is 200kg.

There are also accessible toilets located on all other floors of the Royal Festival Hall.

Baby change facilities

The closest baby change facilities to the Moominhouse are located on Level 2 of the Royal Festival Hall.

After your visit

We hope you enjoyed attending your event in the Moominhouse! Thank you for visiting the Southbank Centre. We look forward to seeing you again soon.

We are committed to ensuring all visitors feel welcome and have an enriching and positive experience when they visit the Southbank Centre. We are keen to hear about your experience and ways we can keep improving.

Our staff would like to hear what you think – speak to them directly or give feedback by email: hello@southbankcentre.co.uk

To receive emails about Relaxed events at the Southbank Centre, please email: accesslist@southbankcentre.co.uk

More information about our Access Scheme can be found on our website: southbankcentre.co.uk/visit/facilities-access/access-scheme.