

<b>VENUE</b>	<b>QEH</b>
<b>TITLE (50 characters max)</b>	<b>Queen Elizabeth Hall Full Tech Holds</b>
<b>PERFORMANCE DATE(S)</b>	
<b>FESTIVAL / SERIES</b>	

← PLEASE COMPLETE THIS SECTION  
(for information only - these exact details won't be used for on-sale...)

Price (£)	Explanation	Colour code	# of Seats	Value of tickets	% of hall
T	Technical hold	T	198		
P	Promoter hold	P	-		
S	Press hold	S	-		
H	House seats	H	10		
C	Wheelchair companion	C	14		
M	Marketing hold	M	-		
E	Executive hold	E	-		
	Wheelchair spaces	As highlighted	14		
	Venue holds	As highlighted	8		
	Development holds	As highlighted	10		
£ -	Price Band A	0.00	-	£ -	#DIV/0!
£ -	Price Band B	0.00	-	£ -	#DIV/0!
£ -	Price Band C	0.00	-	£ -	#DIV/0!
£ -	Price Band D	0.00	-	£ -	#DIV/0!
£ -	Price Band E	0.00	-	£ -	#DIV/0!
£ -	Price Band F	0.00	-	£ -	#DIV/0!
£ -	Price Band G	0.00	-	£ -	#DIV/0!
£ -	Price Band H	0.00	-	£ -	#DIV/0!
£ -	Price Band I	0.00	-	£ -	#DIV/0!
£ -	Price Band J	0.00	-	£ -	#DIV/0!
<b>Total number of seats on sale:</b>			-	£ -	#DIV/0!

Section of hall	Capacity	Allocation in use	Value of tickets	% of capacity used
Rear stalls	547	103	£ -	19%
Front stalls	369	119	£ -	32%
<b>Total</b>	<b>916</b>	<b>222</b>	<b>£ -</b>	<b>24%</b>

Are concessions available on Price Band A?

**Effect of discounts**

Type of discount	% of house affected	% discount	Total 'cost' of discount
<b>Concessions</b>	2.0%	25%	£ -
Series discount 1	0.0%	0%	£ -
Series discount 2	0.0%	0%	£ -
Series discount 3	0.0%	0%	£ -
Series discount 4	0.0%	0%	£ -
Series discount 5	0.0%	0%	£ -
<b>Total reduction in sales due to discounts</b>			£ -

**ENTER THE NUMBER OF PERFORMANCES AND % SALES TARGETS**



**SET UP / TARGET**

(same as target until manually changed)

**FORECAST**

(FULL CAPACITY)

Number of performances  
% capacity of saleable seats

1  
100%

no. of saleable seats for ONE performance  
seat sales at selected % of capacity  
gross sales for ONE performance  
net income for ONE performance

TOTAL FOR ONE PERFORMANCE

TOTAL FOR ONE PERFORMANCE

0  
0  
£0.00  
£0.00

no. of saleable seats for ALL performances  
seat sales at selected % of capacity  
gross sales for ALL performances  
net income for ALL performances

TOTAL FOR ALL PERFORMANCES

TOTAL FOR ALL PERFORMANCES

0  
0  
£0.00  
£0.00

# Queen Elizabeth Hall Full Tech Holds

Rear Stalls

	1	2	3	4	5	6	7	8	9	10	11	12	13
RR													
PP													
NN													
MM													
LL													
KK													
JJ													
HH													
GG													
FF													
EE													
DD													
CC													
BB													
AA													

	14	15	16	17	18	19	20	21	22	23	24	25	26
RR													
PP													
NN													
MM													
LL													
KK													
JJ													
HH													
GG													
FF													
EE													
DD													
CC													
BB													
AA													

	27	28	29	30	31	32	33	34	35	36	37	38	39
RR													
PP													
NN													
MM													
LL													
KK													
JJ													
HH													
GG													
FF													
EE													
DD													
CC													
BB													
AA													

Rear Stalls

Colour Code	
A	
B	
C	
D	
E	
F	
G	
H	
I	
J	

Front Stalls

	1	2	3	4	5	6	7	8	9	10	11	12	13
L													
K													
J													
H													
G													
F													
E													
D													
C													
B													
A													

	14	15	16	17	18	19	20	21	22	23	24	25	26
L													
K													
J													
H													
G													
F													
E													
D													
C													
B													
A													

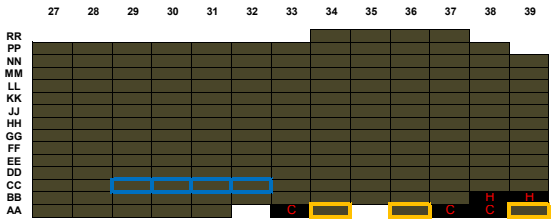
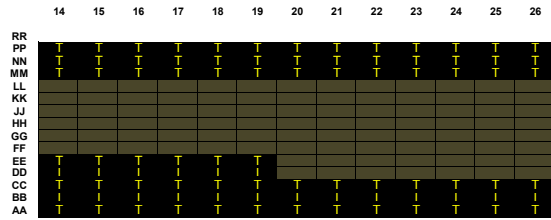
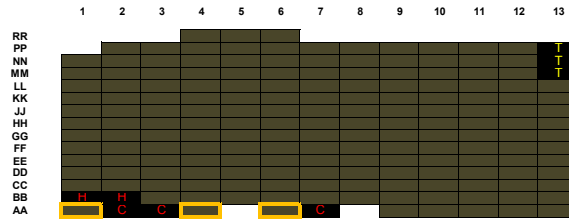
	27	28	29	30	31	32	33	34	35	36	37	38	39
L													
K													
J													
H													
G													
F													
E													
D													
C													
B													
A													

Front Stalls

L
K
J
H
G
F
E
D
C
B
A

# Queen Elizabeth Hall Full Tech Holds

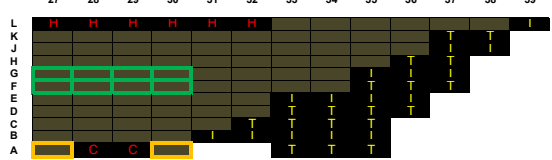
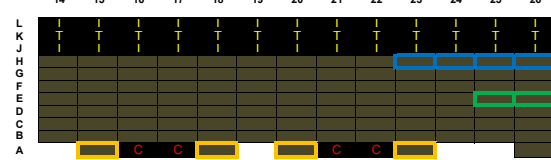
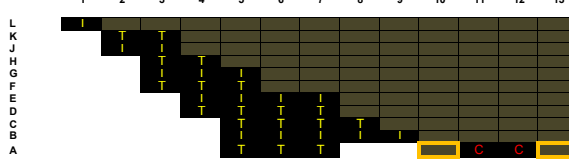
Rear Stalls



Rear Stalls

Colour Code	
T	Technical
P	Private
S	Special
H	Venue hold
C	Wheelchair
M	Medical
E	Emergency
JJ	0.00
HH	0.00
GG	0.00
FF	0.00
EE	0.00
DD	0.00
CC	0.00
BB	0.00
AA	0.00

Front Stalls



Front Stalls

Unless Technical, holds should

I	Delovome
C	Wheelchair
H	Venue hold
I	Delovome