



Access information and What to expect guide

We understand that some people like to know what to expect before going to a new experience, so here's a guide to the experience.

Contact information

If you need any further information, please feel to email hello@southbankcentre.co.uk

Or you can call 020 3879 9555 (Monday – Friday, 10am – 5pm; Saturday & Sunday, 12 noon – 5pm).

The Southbank Centre’s Access webpage can be found [here](#) or by visiting southbankcentre.co.uk/visit/access

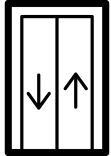



Contents





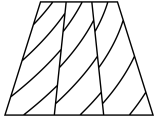
In this guide, you will find:





Key information	3
Arriving at the Southbank Centre	8
Step-by-step experience of Saturday Sessions	10
Taking care of yourself	16
Relaxed event	17
Moving around the space	18
Toilets	21
After your visit	22

Key information

 <p>Timings</p>	<p><i>Saturday Sessions</i> are a two and a half hour experience from start to finish with a performance and workshop to start and a ballroom boogie to finish.</p> <p>The Saturday Session starts at 1pm with a workshop from Shelf Comedy.</p> <p>The Ballroom Boogie is from 2.30-3.30pm</p>
 <p>Come and go</p>	<p>You are free to come and go as much as you need during the session.</p>
 <p>Wheelchair accessible</p>	<p>This event is wheelchair accessible.</p> <p>Wheelchairs are available to borrow from the Southbank Centre (from the Royal Festival Hall Artists' Entrance)</p>
 <p>Step-free access</p>	<p>Step-free access is available to The Clore Ballroom via the ramp on the Blue Side Foyer, Level 2, Royal Festival Hall. There is a lift access from Southbank Centre Square doors to access level 2 from the street entrance.</p> <p>Click here to view the Southbank Centre's Access Map</p>

 <p>Lift</p>	<p>There is a lift available between floors (please note that singing or music will sometimes play as the lift moves).</p>
 <p>Toilet</p>	<p>The closest toilets to The Clore Ballroom are located on Level 2, accessible via a short flight of stairs.</p> <p>There is an accessible toilet and Changing Places toilet located on Level 1, opposite the JCB Glass Lift, with lift access from The Clore Ballroom.</p> <p>The Changing Places toilet requires a radar key. If you require a radar key there is one at the Welcome Desk, which is located on Level 2.</p>
 <p>Assistance dogs</p>	<p>Assistance dogs are welcome throughout the space.</p>
 <p>Captions</p>	<p>There is no live captioning for this experience.</p>

 <p>BSL</p>	<p>This event is not British Sign Language (BSL) interpreted.</p>
 <p>Audio Description</p>	<p>Please note this experience is not Audio Described in situ.</p>
 <p>Rest Space</p>	<p>A Sensory Rest Space is available for audiences to make use of before, during, or after the experience.</p> <p>This is a space with room for you to sit or lie down, with sensory toys and materials to experience.</p> <p>If you want to access the Sensory Rest Space speak to a Visitor Assistant on the day and they will guide you.</p>
 <p>Sensory bag</p>	<p>A bag containing sensory and fidget toys, and a pair of noise cancelling headphones is available. Please ask a member of staff.</p>
	<p>There is a polished wooden floor across the ballroom.</p>

<p>Flooring</p>	
 <p>Sound</p>	<p>Music and amplified voices play throughout the workshop, stopping and starting as the workshop leader guides us through the activities. The performers will have microphones, and as it will be a busy event, we expect variable levels of noise with some louder moments. If you would like noise cancelling headphones, these are available from a member of staff.</p>
 <p>Lighting</p>	<p>There will be stage lights and some lighting changes throughout. For the ballroom boogie, expect moving lights to create a party atmosphere.</p>
 <p>Public event</p>	<p>As this is a public event there will be people using the space in different ways. This might mean there is talking, excited noise and possible sudden noises or movement.</p>
 <p>Staff – Visitor Assistants</p>	<p>There will always be members of the Southbank Centre’s Visitor Experience team around to support visitors.</p> <p>They are friendly and wear black Southbank Centre-branded t-shirts and yellow coloured lanyards.</p>



Breastfeeding

Breastfeeding is welcome anywhere in our space.



**Food and
drink**

No food is permitted in the space during the workshop, unless needed for health or comfort reasons. Sealed bottles or cups of water are permitted in the space. There are multiple bars with tap water within the building.

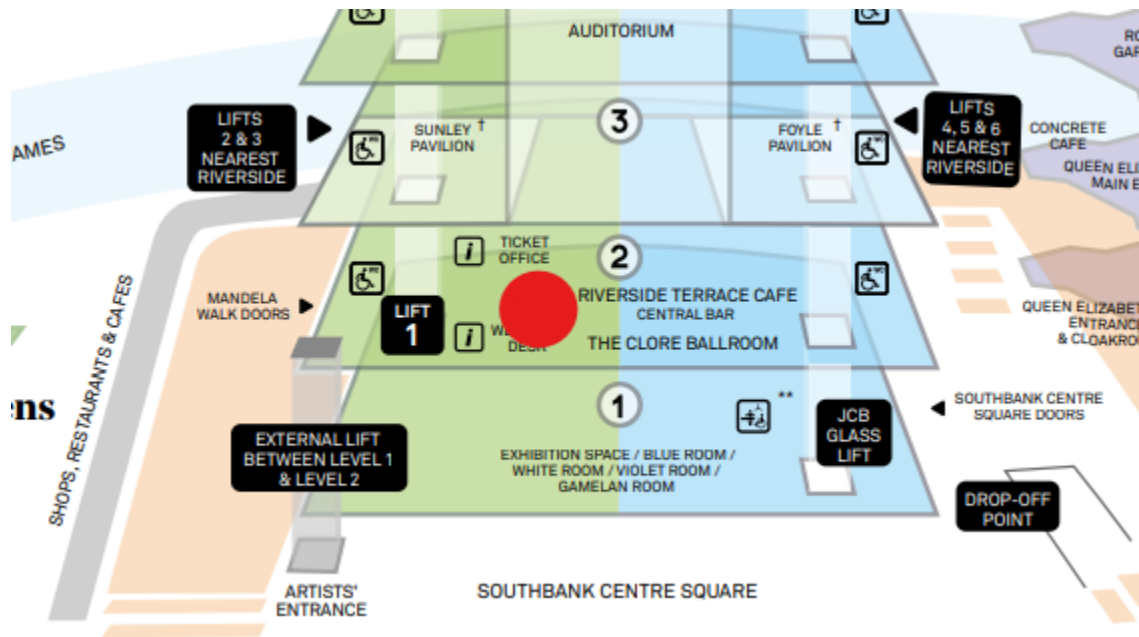
You are welcome to have your lunch in the space during the break between 12 noon – 1pm.

Arriving at the Southbank Centre

You can find further information about travelling to the Southbank Centre here: southbankcentre.co.uk/visit/getting-here

Saturday Sessions are located in **The Clore Ballroom** on **Level 2** of the **Royal Festival Hall** building at the Southbank Centre.

Depending on which direction you are coming from, you will arrive at one of the four doors into the Royal Festival Hall building. We have recommended which entrance you might find easiest depending on your party.




Red Dot = The Clore Ballroom/Saturday Sessions

Arrival if you don't need level access

The best location to arrive for *Saturday Sessions* if you don't need level access is via the Mandela Walk Doors.

These doors are located on the walkway between the Royal Festival Hall and the row of shops, restaurants and cafes, up the stairs from Belvedere Road. The doors are immediately opposite Comptoir Libanais restaurant.

The Clore Ballroom is located to the right hand side, and there is a ramp for access on the far side of the ballroom and two flights of steps on either side of the ballroom. For *Saturday Sessions* entry will be from the ramp.



Arriving if you require step free access

For level access to Level 2, please enter the Royal Festival Hall via the Southbank Centre Square Doors. Feel free to speak to our team who will be available to direct you.

The buggy park is located on Level 2 (Blue Side) of the Royal Festival Hall.

Please speak to a member of our team if you need assistance with step free routes. You can view our site access map here: [Southbank Centre Access map & Floor plans](#)

Blue Badge parking

There are three Blue Badge parking spaces located on the Queen Elizabeth Hall Slip Road.

Spaces are allocated on a first-come, first-served basis, and are free to use. You must display your Blue Badge as you enter the site.

Blue Badge holders and those with access requirements can be dropped off at this location. Alternative parking is also available.

You can read more information about access at Southbank Centre here: southbankcentre.co.uk/visit/access

Workshop content: step-by-step of Saturday Sessions

We understand some people like to know what will happen ahead of coming to a new experience. This is a step-by-step guide.

If you'd rather keep it a surprise, skip to the next section on page 16.

1. Arriving at the entrance:

When you arrive you will be greeted by a Southbank Centre Visitor Assistant. You will be able to identify them as they will be wearing a Southbank Centre T-shirt and lanyard.

They will be able to direct you towards The Clore Ballroom entry ramp.

2. Craft Space on Level 2

While the workshop and performance are happening, there will also be a craft space open, near the Ramp entrance to the ballroom. This will be open from 1pm – 3.30pm for you to use at any point during *Saturday Sessions*.

There will be a facilitator, Kirsty, in the space who will support you in a crafty make.

Kirsty looks like this:



3. Entering the space

The space will open shortly after 1pm. If you arrive early, you may have to wait a short while before you can enter while we wait for the space to open at 1pm. If waiting is difficult for you, you can leave and come back once the doors are open.

A Visitor Assistant will give you a white material cape, which is part of your cell costume for taking part in *Body Odyssey* today. You can put on your cape and make your way into The Clore Ballroom.

The entry is down a short ramp which will lead you onto The Clore Ballroom floor.

The Clore Ballroom has wooden floors, lights on a grid above the space, several tall white columns, a stage at the back of the space and a production desk at the back of the space.

The stage and the production desk (the raised platforms at the front and the back of the space) cannot be touched, walked, climbed or sat on.

There will be no seating laid out, as the workshop will be moving about the space, but if you need a chair for access reasons please ask a host and they will be able to help.

4. Welcome

After you have entered the space there will be a welcome from Southbank Centre to the artists running today's session.

5. Saturday Sessions

On **Saturday 3 May** there will be a performance of ***Body Odyssey***. Through workshops and live performance, step inside a human wonderland as we play, make and experience a journey through the body. *Body Odyssey* is created by writer Camille Dawson, inspired by her real-life experiences with hidden illness. Returning for a second time in The Clore Ballroom, this performance tells the story of Marnie, whose body is about to face the greatest challenge of her life.



Body Odyssey

6. Performance and workshop

This session starts with a workshop where you will be invited to create a cell costume, including a cell name and head decoration. We will then see a performance of *Body Odyssey*, which will involve the audience moving around the room and participating in the story of Marnie.

7. Ballroom Boogie

The session will come to an end and the cast of *Body Odyssey* will lead us in a Big Body Disco Dance Party. This will include dancing and some short party games.

8. End of Session

The session will end at 3.30pm, at which point the house lights (brighter, overhead lights) will come on and the space will begin to close so we can reset. You're welcome to move up to the foyer spaces and continue your day at the Southbank Centre.

Taking care of yourself

This is a guided workshop, for you to experience and participate in.

This means it is up to you how you move and play in the space and up to you to make sure you keep yourself and your family group safe while playing.

There will be members of staff in the space at all times to answer any questions, but they will not be solely responsible for your safety.

We tell everyone these important rules before entering *Saturday Sessions*:

1. Look after yourselves
2. Look after each other
3. Adults look after the children
4. Children look after the adults

We want you, and everyone using the space, to have the most fun they can. It's important to be aware of those around you as you're playing.

Relaxed event

Saturday Sessions is a Relaxed event.

This means that we have a relaxed approach to noise and movement in the space, and you are free to enter and exit throughout.

There is also a Sensory Rest Space available for audiences to make use of before, during or after the experience. This is located a short distance away from The Clore Ballroom via a short flight of stairs or a lift. This space includes soft lighting, furnishing and seating, noise cancelling headphones, a black out tent, and sensory toys. Please note: due to the public nature of the building this space is not completely quiet, and some noise will filter in from the surrounding spaces.

It is also possible to borrow noise-cancelling headphones for adults or children to use on the Clore Ballroom

Please ask a Visitor Assistant if you would like to make use of either of these resources.

Moving around the space

Step-free access is available to The Clore Ballroom, Level 2, of the Royal Festival Hall, which is where *Saturday Sessions* takes place.

The space has a wooden floor, and there are some pillars in the space which may obstruct the view.

There is a stage at the back of the space, where the artists will perform and technical equipment to play music will be placed. There will be a raised platform at the back of the space where staff and equipment will be placed. Audience members will not be allowed to access these areas.

There will be black curtains drawn around the back of the stage and partly drawn around the sides of the space.

There will be a curtained area to the back right side of the space which the artists will use, and audience members will not be allowed to go behind this area.

Toilets

Toilet facilities

The closest toilets to The Clore Ballroom are located on Level 2, accessible via a short flight of stairs.

There is an accessible toilet and Changing Places toilet located on Level 1, opposite the JCB Glass Lift, with lift access from The Clore Ballroom.

The Changing Places toilet requires a radar key. If you require a radar key there is one at the Welcome Desk which is located on Level 2.

The Changing Places toilet facility includes a height-adjustable bench, tracking hoist system, a centrally-placed toilet, a height-adjustable basin and a shower.

For health and safety reasons we do not provide slings. Visitors are asked to bring their own which should be compatible with the loop system. The maximum weight for the hoist and the height adjustable bench is 200kg.

There are also accessible toilets located on all other floors of the Royal Festival Hall.

After your visit

We hope you enjoyed *Saturday Sessions*. Thank you for visiting the Southbank Centre. We look forward to seeing you again soon.

We are committed to ensuring all visitors feel welcome and have an enriching and positive experience when they visit the Southbank Centre. We are keen to hear about your experience and ways we can keep improving.

Our staff would like to hear what you think – speak to them directly or give feedback by email: hello@southbankcentre.co.uk

To receive emails about Relaxed events at the Southbank Centre, please email: accesslist@southbankcentre.co.uk

More information about our Access Scheme can be found on our website: southbankcentre.co.uk/visit/facilities-access/access-scheme.